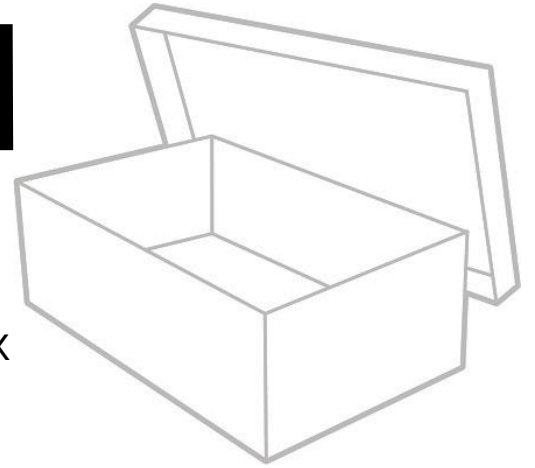


# Diorama

## Book Report



Your assignment is to design a shoebox diorama related to your **fiction book**.

**Inside Box:** The inside of your diorama must reflect an important scene from the book and the background must match the setting. Use materials from around your home to create a creative and well-organized scene.

**Right Side:** Include the title of the book, author's name, number of pages, and the number of stars you would give the book if you were a book critic. The maximum number is 5 stars.

**Left Side:** List the main characters and write 1-2 sentences about each. Also, describe the setting of the book in 3-4 sentences.

**Back of Box:** Write a one-paragraph summary that summarizes the plot of the book. Make sure it includes the main conflict and solution in the book. Also include 1-2 sentences describing the diorama scene inside the box.

## Don't Forget!

Proofread carefully to avoid errors in grammar, spelling and/or punctuation. Your Diorama Book Report must be colorful and creatively designed. The diorama must be neatly assembled and written portions need to be easy to read!

# Diorama Planning Sheet

**Right Side:** Title of the book, author's name, # of pages, and # of stars

---

---

**Left Side:** Names of main characters and write 1-2 sentences about each. Also, describe the setting of the book in 3-4 sentences.

---

---

---

---

---

---

---

---

**Back of Box:** One-paragraph summary of the plot of the book. Also include 1-2 sentences describing the diorama scene inside the box.

---

---

---

---

---

---

---

---

---

---

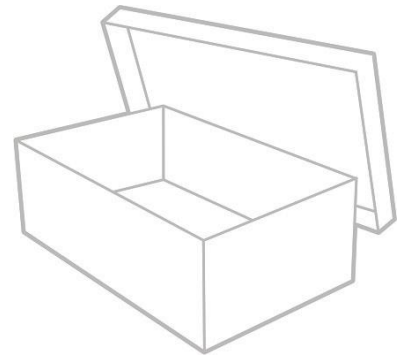
---

---

Student: \_\_\_\_\_ Fiction Book Diorama

# Diorama Book Report

## Grading Rubric



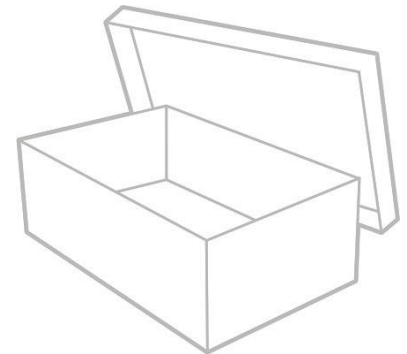
- \_\_\_\_/10 **Right Side:** Title, Author, # of Pages and Star Rating
- \_\_\_\_/10 **Left Side:** Main characters (1-2 sentences) and Setting (3-4 sentences)
- \_\_\_\_/10 **Back of Box:** One-paragraph book summary and description of diorama scene
- \_\_\_\_/20 **Inside:** Reflects an important scene from the book.
- \_\_\_\_/25 **Spelling/Grammar:** Student uses correct spelling, grammar & punctuation.
- \_\_\_\_/25 **Overall Creativity & Neatness:** Colorful & creatively designed.  
Written portions are easy to read.

**Total Points:** \_\_\_\_\_/100 = \_\_\_\_\_ %

Student: \_\_\_\_\_ Fiction Book Diorama

# Diorama Book Report

## Grading Rubric

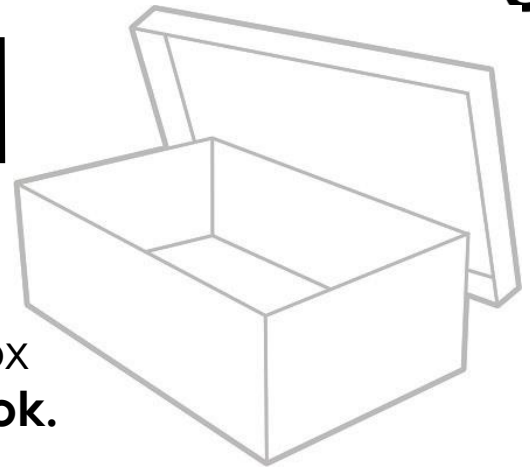


- \_\_\_\_/10 **Right Side:** Title, Author, # of Pages and Star Rating
- \_\_\_\_/10 **Left Side:** Main characters (1-2 sentences) and Setting (3-4 sentences)
- \_\_\_\_/10 **Back of Box:** One-paragraph book summary and description of diorama scene
- \_\_\_\_/20 **Inside:** Reflects an important scene from the book.
- \_\_\_\_/25 **Spelling/Grammar:** Student uses correct spelling, grammar & punctuation.
- \_\_\_\_/25 **Overall Creativity & Neatness:** Colorful & creatively designed.  
Written portions are easy to read.

**Total Points:** \_\_\_\_\_/100 = \_\_\_\_\_ %

# Diorama

## Book Report



Your assignment is to design a shoebox diorama related to your **non-fiction book**.

**Inside Box:** The inside of your diorama must reflect important information and details from the book. Use materials from around your home to create a creative and well-organized scene.

**Right Side:** Include the title of the book, author's name, number of pages, and the number of stars you would give the book if you were a book critic. Max is 5 stars.

**Left Side:** List the names of the main people, animals, topics, etc in the book and write 1-2 sentences about each.

**Back of Box:** Write a one-paragraph summary of the main facts you learned from this book. Also include 1-2 sentences describing the diorama scene inside the box.

## Don't Forget!

Proofread carefully to avoid errors in grammar, spelling and/or punctuation. Your Diorama Book Report must be colorful and creatively designed. The diorama must be neatly assembled and written portions need to be easy to read!

# Diorama Planning Sheet

**Right Side:** Title of the book, author's name, # of pages, and # of stars

---

---

**Left Side:** Names of main people, animals, topics, etc and write 1-2 sentences about each.

---

---

---

---

---

---

---

---

**Back of Box:** One-paragraph summary of the main facts you learned. Also include 1-2 sentences describing the diorama scene inside the box.

---

---

---

---

---

---

---

---

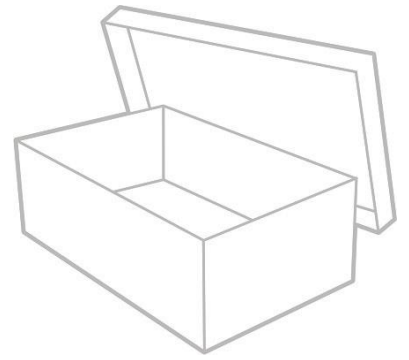
---

---

Student: \_\_\_\_\_ Non-Fiction Book Diorama

# Diorama Book Report

## Grading Rubric



- \_\_\_\_/10 **Right Side:** Title, Author, # of Pages and Star Rating
- \_\_\_\_/10 **Left Side:** Names of main people, animals, topics, etc( 1-2 sentences)
- \_\_\_\_/10 **Back of Box:** One-paragraph book summary and description of diorama scene
- \_\_\_\_/20 **Inside:** Reflects important facts from the book.
- \_\_\_\_/25 **Spelling/Grammar:** Student uses correct spelling, grammar & punctuation.
- \_\_\_\_/25 **Overall Creativity & Neatness:** Colorful & creatively designed.

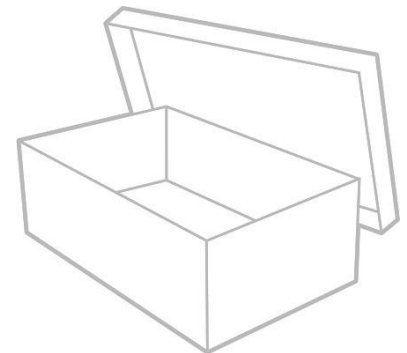
Written portions are easy to read.

**Total Points:** \_\_\_\_\_/100 = \_\_\_\_\_ %

Student: \_\_\_\_\_ Non-Fiction Book Diorama

# Diorama Book Report

## Grading Rubric



- \_\_\_\_/10 **Right Side:** Title, Author, # of Pages and Star Rating
- \_\_\_\_/10 **Left Side:** Names of main people, animals, topics, etc( 1-2 sentences)
- \_\_\_\_/10 **Back of Box:** One-paragraph book summary and description of diorama scene
- \_\_\_\_/20 **Inside:** Reflects important facts from the book.
- \_\_\_\_/25 **Spelling/Grammar:** Student uses correct spelling, grammar & punctuation.
- \_\_\_\_/25 **Overall Creativity & Neatness:** Colorful & creatively designed.

Written portions are easy to read.

**Total Points:** \_\_\_\_\_/100 = \_\_\_\_\_ %

# Diorama Example Projects

